



National Marine Manufacturers Association

nmma.org

ECONOMIC SIGNIFICANCE OF RECREATIONAL BOATING IN MASSACHUSETTS

CONGRESSIONAL DISTRICT 6

Number of Recreational Boats*	27,062
Recreational Boating Industry Businesses	170
Total Jobs	2,909
Annual Recreational Boating-Related Spending	\$150.1 MILLION

TOTAL ANNUAL ECONOMIC IMPACT OF RECREATIONAL BOATING:

\$359.0 MILLION

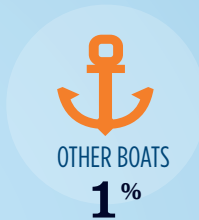



RECREATIONAL BOATS IN MA-6

TOTAL BOATS* 27,062

REGISTERED BOATS	27,062
Power boats	22,830
PWCs	1,965
Sailboats	2,044
Other Boats	223

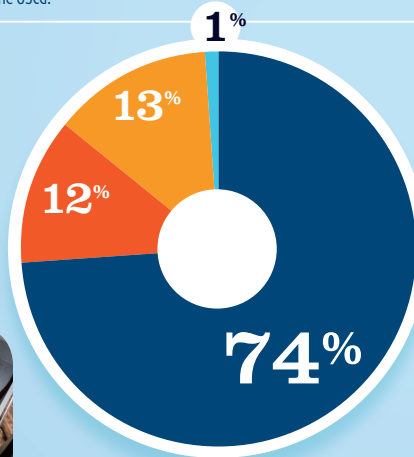
HOUSEHOLDS PER BOAT 10.4



* Total boats are registered boats as reported by states to the USCG.

RECREATIONAL BOATING CREATES JOBS IN MA-6

TOTAL BOATING JOBS	1,123
Boat Building	8
Motor / Engine Mfgr.	2
Accessory / Supplies Mfgr.	152
Dealers / Wholesalers	135
Boat Services	826

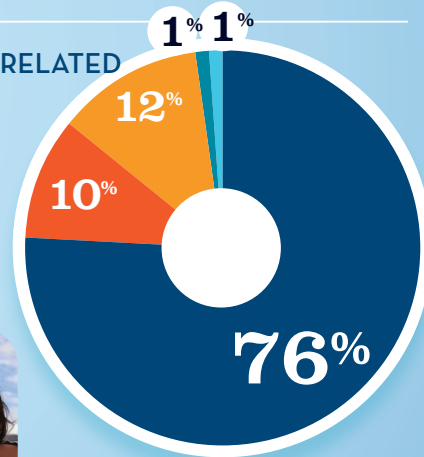


BOAT BUILDING 1%
MOTOR/ENG. MFG. 1%
ACC./SUPPLIES MFG. 12%
DLRS/WHOLESALERS 13%
BOAT SERVICES 74%



RECREATIONAL BOATING-RELATED BUSINESSES IN MA-6

TOTAL BUSINESSES	170
Boat Building	1
Motor / Engine Mfgr.	1
Accessory / Supplies Mfgr.	21
Dealers / Wholesalers	18
Boat Services	129

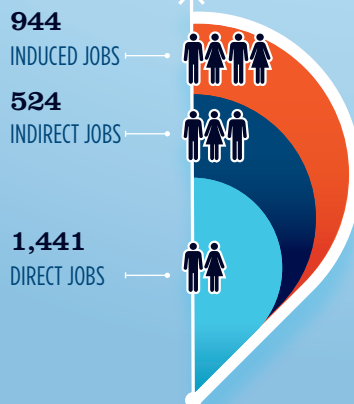


BOAT BUILDING 1%
MOTOR/ENG. MFG. 1%
ACC./SUPPLIES MFG. 12%
DLRS/WHOLESALERS 10%
BOAT SERVICES 76%



ESTIMATED JOBS IMPACT OF RECREATIONAL BOATING-RELATED SPENDING IN MA-6

EST. TOTAL JOBS	2,909
EST. TOTAL LABOR INCOME (MILLIONS)	\$120.0
Est. Direct Income	\$49.7
Est. Indirect Income	\$29.0
Est. Induced Income	\$41.3



RECREATIONAL BOATING INDUSTRY SALES IN MA-6

Boat Building	\$2.1 MILLION
Motor / Engine Mfgr.	\$1.2 MILLION
Accessory / Supplies Mfgr.	\$28.4 MILLION
TOTAL MFG. SALES	\$31.7
Dealers / Wholesalers	\$66.4 MILLION
Boat Services	\$227.4 MILLION
TOTAL RETAIL & SERVICES SALES	\$293.8

BOAT BUILDING
MOTOR/ENG. MFG.
ACC./SUPPLIES MFG.
DLRS/WHOLESALERS
BOAT SERVICES